



Lumentek Global

Normal + **Emergency** + Flashlight Rechargeable LED Lamp



Feature	Specification
Dimensions (mm)	Diameter 2.75" Length: 4" (handle in), 5.5" (handle out)
Weight	130-160 g
Base	E26/27 and B22
Input Voltage (V)	85-265 V AC, 50-60 Hz
Power Consumption (W)	5.0 W (including driver)
Switch	DC-Off-AC
Luminous Flux (Lumen)	230 WW/280 CW
Luminaire Efficacy (Lm/W)	~50
Color Temperature (Kelvin degree)	Warm White : 2,900-3,000K Cool White : 4,500-5,000K
CRI	>75
Beam Angle	120 deg
Dimming	Both dimmable and non-dimmable
Remote Function	ON, OFF, Dimming
Battery	Lithium-Ion
Battery Capacity	2200 mAH
Full recharging time	4-5 hours
Usage time after full	6-7 hours
Water Resistance	IP60
Heat Sink	Heat Sink : ΔT 20°C
Lifetime (Hours)	40,000
Operating Temperature	-20 ~ 40 (°C)

Lumentek Global

1649 Jefferson Rd., Rochester, NY 14623, USA
www.Lumentekglobal.com, (585) 755-4498



Lumentek Global

Normal + Emergency + Flashlight Rechargeable LED Lamp



Operation

1. Bulb disconnected from socket (Flash Light mode)



- (a) Handle can be extended
- (b) Switch position DC → Light “ON”
- (c) Switch position OFF → Light “OFF”

2. Bulb connected to AC power without wall switch

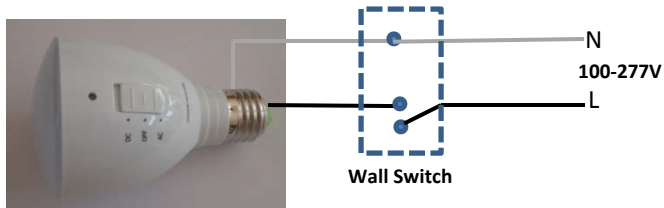


Remote

AC Power ON	Power Failure
Light “ON”	Turn “OFF”, “ON”, and “DIM” with REMOTE
Light “OFF” setting	Turn “ON”, “OFF”, and “DIM” with REMOTE

In progress → Cell phone can also be used as remote.

3. Bulb connected to AC power with wall switch



	Normal Power	Power Failure
Wall Switch “ON”	Light “ON”	Light Stays “ON” (turn it “OFF” and “ON” with the same Wall Switch)
Wall Switch “OFF”	Light “OFF”	Light Stays “OFF” (turn it “ON” and “OFF” with the same Wall Switch)